



Breaking boundaries.

The Premium new 250hp V6 represent Yamaha's commitment to deliver products that create a more user-friendly interface for customers and boat builders, combining technology with style, enhanced reliability and incredible power.

Yamaha's exclusive TotalTilt function, with built-in integrated tilt limiter, allows complete tilt-up from any position with a double-push of the trim/tilt button. No more holding the trim button makes for effortless trailering and convenience when complete up or down tilt is desired.

Thrust Enhancing Reverse Exhaust (TERE) provides exceptional reverse and low-speed manoeuvring capability. Combine with optional Digital Electric Steering (DES) and Helm Master EX joystick for further enhanced manoeuvrability – very helpful around docks and confined spaces.



- Direcție electrică digitală (DES) integrată la motoarele Steer by Wire.
- Optional bolt-on electric steering for Engines not equipped with Steer by Wire (SBW) providing improved serviceability.
- TotalTilt™ cu limită integrată a înclinării, pentru remorcare fără efort și comoditate în timpul înclinării.
- Thrust Enhancing Reverse Exhaust (TERE) for outstanding reverse thrust and control when manoeuvring.
- Elegant, sleek, lightweight design.
- Superior engine mounts for less vibration and a softer ride.
- New and improved lower unit: new components, design features and improved durability.

Breaking boundaries.

The all new powerful 250hp big block engine is the ultimate V6 outboard with all new features, stunning XTO inspired looks, and built-in engineering excellence. An unrivalled blend of cutting-edge technology, thrilling performance, and exhilarating acceleration.

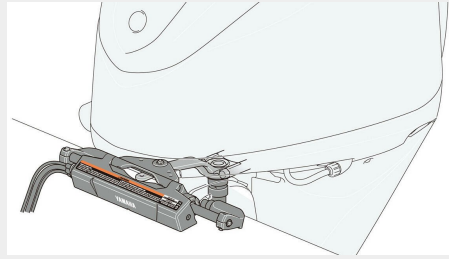
For the 250hp V6 engines, features such as Digital Electric Steering (DES), Yamaha's exclusive TotalTilt function and Thrust Enhancing Reverse Exhaust (TERE), and XTO DNA are what clearly positions them as Premium Yamaha outboards.

Digital Electric Steering is now standard on 250hp V6 engines, equipped with Steer by Wire. DES delivers a much smoother and more intuitive experience when at the helm, while all Non-SBW 250hp V6 Engines are fully compatible with optional bolt-on DES.



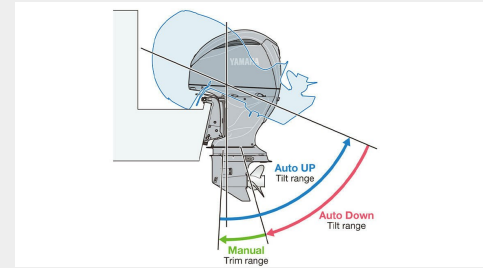
Built-in Digital Electric Steering (DES) - Engines equipped with Steer by Wire (SBW)

DES is now built-in to 250hp V6 Engines equipped with Steer by Wire. Yamaha DES offers a clean spacious bilge. There are no pumps, hoses, control units, need for fluid filling, and clean-up and no special bleeder ports or hoses. For re-powers, your technicians can rig DES significantly faster and more easily. DES equipped engines can also be fitted with the new optional bolt-on Helm Master EX system.



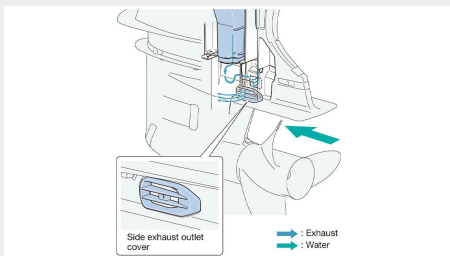
Optional bolt-on electric steering for Engines not equipped with Steer by Wire (SBW)

250HP V6 Engines are fully compatible with optional bolt-on Digital Electric Steering (DES) or traditional hydraulic steering systems.



TotalTilt™ function with integrated tilt limit

Yamaha's exclusive TotalTilt™ function allows complete tilt up or down (until trim ram contacts) from any position with a simple double-push of the respective tilt button. During the process, a buzzer sounds to alert crew to keep clear of the outboard, and the integrated tilt limiter helps to prevent inadvertent damage.



Thrust Enhancing Reverse Exhaust (TERE)

Stronger reverse and low-speed manoeuvring – TERE keeps exhaust bubbles above the anti-ventilation plate and out of the propeller below 2500 rpm when in reverse. The prop bites only bubble free water, resulting in outstanding reverse thrust and control. Combine with optional Digital Electric Steering and Helm Master EX joystick for further enhanced manoeuvrability – very helpful around docks and confined spaces.



Elegant, sleek, lightweight design

Capitalising on many styling cues from its big brother, the XTO-like appearance now features a colour-matched lower unit, a new one-piece top cowling with water-draining air duct moulding, a new bottom cowling and apron shape and premium graphics. Stunning new looks meet proven performance to compliment and complete a broader array of premium boats.



Superior engine mounts

Taken from the XTO, the lower motor mounts are larger and softer resulting in less vibration and a softer ride.

Motor

Tip motor	4 timpi, DOHC
Capacitate cilindrică	4169 cm ³
Nr. de cilindri/Configurație	60-deg. V6
Alezaj X Cursă	96.0 x 96.0 mm
Randament al axului elicei la limită medie	183.8 kW (250 HP) @5500 r/min
Limită de operare completă al acceleratorului	5000-6000 r/min
Sistem de ungere	Carter umed
Sistem de alimentare cu combustibil	IEB
Sistem de aprindere/avans	TCI
Sistem de aprindere	Electric
Raport de demultiplicare	1.75 (21/12)
Carburatoare	Injecție de carburant

Dimensiuni

Capacitatea rezervorului de ulei	6.3 L/ 6.0 L *with/without oil filter exchange
Greutate fără elice	260 kg - 268 kg

Caracteristici suplimentare

Control	Drive By Wire (DBW)
Metoda asietă & înclinare	Asietă & înclinare
Tambur de inducție / Alternator	70 A (max) (battery charging: 55 A)
Imobilizator motor	YCOP optional
Elice	Opționale
Model cu elice care se rotește în sensul acelor de ceas	Disponibil
Cu turație variabilă RPM	With DN Gauges
Shallow Water Drive	Standard
Sistem de încărcare cu două baterii	Opționale
Digital Network Gauge (6Y8/6YC)	Opționale
Tilt limiter	Standard
Digital Network Gauge II (CL7)	Opționale
Shift Dampener System (SDS)	Opționale
Full tilt up angle	70
YCOP (Immobilizer)	Aplicabil
Observație	Steering system vary depending on model.



250hp V6

Please note this 2021 production year outboard engine will be available in Europe from Season 2022 onward. For more information please contact your local Dealer.

Toate informațiile din prezentul catalog sunt oferite numai cu titlu orientativ și pot fi supuse modificării fără înștiințare prealabilă. Fotografiiile pot prezenta ambarcațiuni conduse de profesioniști, iar publicarea acestora nu are ca scop sau nu implică oferirea de recomandări sau indicații cu privire la utilizarea în siguranță sau stilul de utilizare. Respectă întotdeauna normele locale de navigație. Poartă întotdeauna dispozitivul personal de plutire și echipamentele de siguranță recomandate atunci când navighezi.